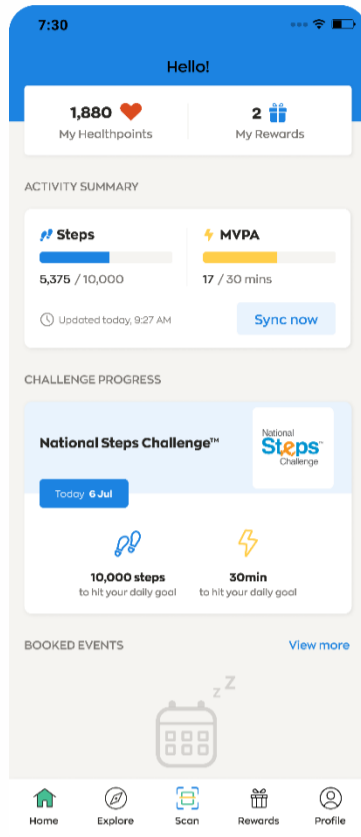
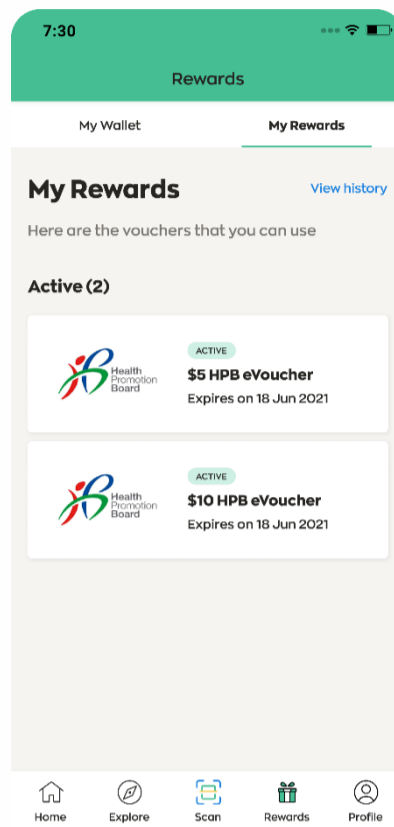


How to use your eVouchers



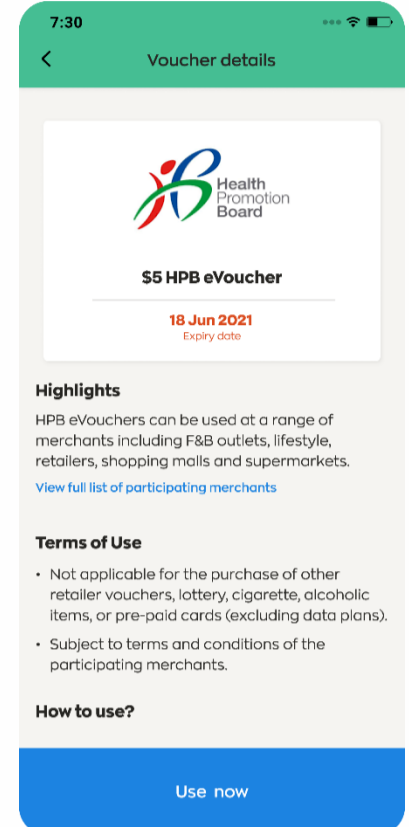
Step 1

To access your eVouchers, tap on 'My Rewards' card on the Homepage




Step 2

The full list of your eVouchers will be shown under 'My Rewards'. Tap on the eVoucher you intend to use when you are ready to pay at the cashier.



Step 3

Tap on 'Use Now' to proceed when ready to use. This action is irreversible, i.e. even if you did not scan the eVoucher eventually, it will be taken as used.



Scan the voucher barcode.




Change to QR code

Completed

Step 4

Present the eVoucher for the cashier to scan. Tap on 'Completed' after transaction.



Success!

You have used \$5 HPB evoucher.

Go to My Rewards

Step 5

A message will appear to confirm a successful redemption.